

Proteinase K Analysis and Results

An addendum to the GoldBio Proteinase K Certificate of Analysis

Introduction


GoldBio Proteinase K is thoroughly tested to ensure that it is highest grade available for your research. Below are a selection of gel images and tables showing the purity and efficacy of GoldBio Proteinase K.

Related Products:

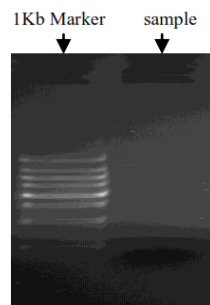
- [Proteinase K \(GoldBio Catalog # P-480\)](#)
- [Proteinase K Solution 20 mg/ml \(GoldBio Catalog # P-480-SL\)](#)

Analyses

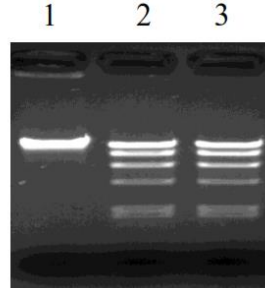
1) SDS-Page



2) DNA and RNA Contaminants assay: none detectable

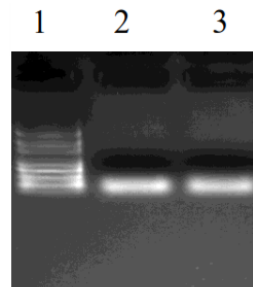


3) DNase Contaminants assay: none detectable



1. λ DNA; 2. λ DNA+HindIII; 3. λ DNA+HindIII+Proteinase K

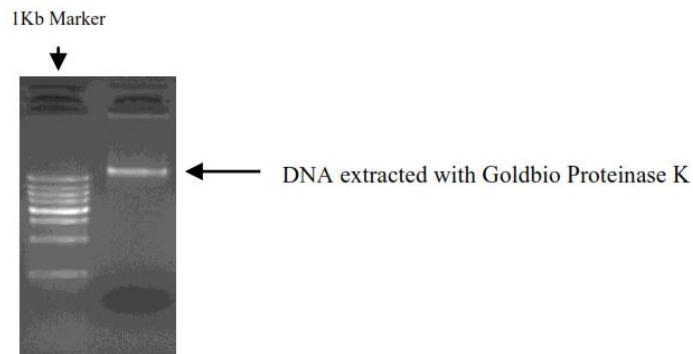
4) RNase Contaminants assay: none detectable



1. DL2000 plus DNA Marker; 2. RNA; 3. RNA+Proteinase K

(DL2000 plus DNA Marker: 100bp, 250bp, 500bp, 750bp, 1000bp, 2000bp, 3000bp, 5000bp)

5) 20 μ L avian whole blood genomic DNA extraction



(1Kb Marker:10000、8000、6000、5000、4000、3000、2000、1000bp)

20 μ L Avian Whole Blood Genomic DNA Extraction	OD260	OD280	OD260/280	Concentration (μ g/ml)	Yield (μ g)
GoldBio Proteinase K	0.254	0.130	1.95	101.60	10.16